



PHARMASAN LABS, INC.
 373 280th Street, Oseola, WI 54020
 1-888-342-7272 - www.pharmasan.com

Created on 12/22/2010 3:36 PM

Report Information

Updated range information can be found at www.neurorelief.com/updates Neuroscience Inc. customers:

• Health Care Professional

• Patient

Gender: Male

Age: 40 years

Wake up time: 09:20 AM

• Order Details

Samples received: December 16, 2010

Order: Panel 9128 (NeuroAdrenal Expanded)

ICD-9 Code: 780.79, 302.72

Test Results

9128 - NeuroAdrenal Expanded

Hormone

• Adrenal Hormones

Cortisol

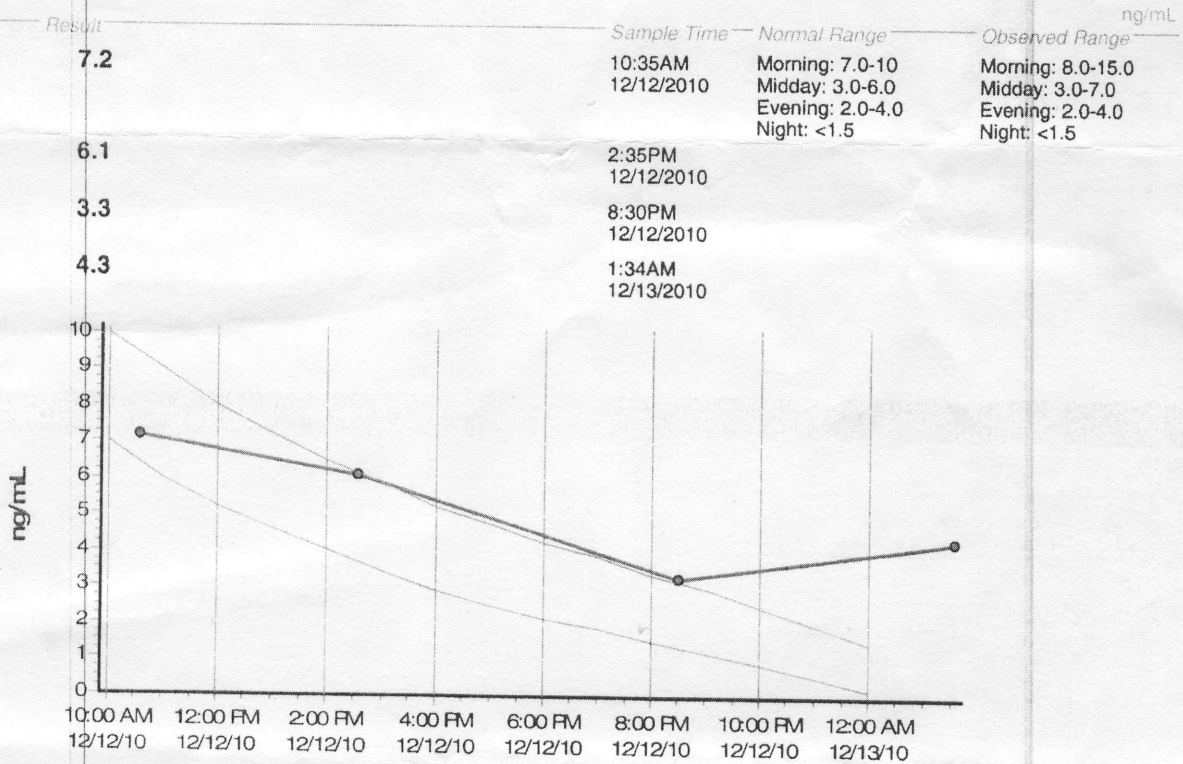


Chart: Cortisol Results of Report 471793

Note: Gray line(s), if present, indicate optimal value(s)/range

9128 - NeuroAdrenal Expanded

(continued)

Hormone

(continued)

• Adrenal Hormones

(continued)

DHEA

Result
507.6


Sample Time Normal Range
10:35AM Female: 33.0 - 496.1
12/12/2010 Male: 41.0 - 578.0
PM concentrations for DHEA can be significantly lower than AM concentrations

pg/mL

Neurotransmitter

Epinephrine RO

Result
4.5 Low



Sample Time Normal Range Observed Range
12:25PM Day: 7-12 4 - 22
12/12/2010 Night: 4-6

µg/gCr

Norepinephrine RO

Result
12.5 Low



Sample Time Normal Range Observed Range
12:25PM Day: 30-45 14 - 113
12/12/2010 Night: 15-23

µg/gCr

Dopamine RO

Result
47.6 Low




Sample Time Normal Range Observed Range
12:25PM Day: 115-175 52 - 700
12/12/2010 Night: 75-120

µg/gCr

DOPAC RO

Result
883.6 Normal




Sample Time Normal Range Observed Range
12:25PM Day: 790-1,560 243 - 22,800
12/12/2010 Night: 530-930

µg/gCr

Serotonin RO

Result
71.1 Low




Sample Time Normal Range Observed Range
12:25PM Day: 120-185 18 - 370
12/12/2010 Night: 100-150

µg/gCr

5-HIAA RO

Result
1523.6 Low




Sample Time Normal Range Observed Range
12:25PM Day: 2,100-5,000 500 - 29,500
12/12/2010 Night: 2,000-3,300

µg/gCr

Glycine RO

Result
433.3 Low




Sample Time Normal Range Observed Range
12:25PM Day: 455-980 260 - 2,685
12/12/2010 Night: 390-750

µMol/gCr

Taurine RO

Result
74.5 Low




Sample Time Normal Range Observed Range
12:25PM Day: 100-540 10 - 5,000
12/12/2010 Night: 65-360

µMol/gCr

GABA RO

Result
4.4 Low



Sample Time Normal Range Observed Range
12:25PM Day: 4.7-7.0 2.5 - 20.0
12/12/2010 Night: 3.8-5.7

µMol/gCr

Results are not intended to diagnose, cure, or prevent any disease or replace medical advice/treatment from a qualified healthcare provider. Incorrect sample submission or shipment may affect results. Pharmasan Labs (CLIA # 52D0014896, NY Lab PFL # 7428) PO - for Research Use Only

9128 - NeuroAdrenal Expanded

(continued)


Neurotransmitter

(continued)

Glutamate ^{RO}

Result

14.3 Low



Sample Time
12:25PM
12/12/2010

Normal Range
Day: 15-32
Night: 12-22


Observed Range
11 - 113

μMol/gCr

PEA ^{RO}

Result

19.5 Low



Sample Time
12:25PM
12/12/2010

Normal Range
Day: 30-70
Night: 20-40


Observed Range
12 - 260

nMol/gCr

Histamine ^{RO}

Result

11.2 Low



Sample Time
12:25PM
12/12/2010

Normal Range
Day: 14-24
Night: 8-14

Observed Range
7 - 60

μg/gCr

Creatinine

Result

259.1

Sample Time
12:25PM
12/12/2010

Normal Range
28.0-259.0

mg/dL