

Date: 12/28/93 Age: 23

Neurol → pt referral

CHIEF COMPLAINT: Pt. interested w/ refractive surgery. Only w/ess of → lat CL's. sup of one eye infection → 1985/08/06. Pt also has c/o dry eyes.

GENERAL HEALTH: SEE OLD CHARTS Good.

FAMILY HISTORY: SEE OLD CHARTS Mat grandmother → cat / @ Glaucoma
Uncle paternal → diabetic

PAST SURGERIES: SEE OLD CHARTS No eye surgery.

MEDICATIONS: Art less pres. → dry eyes.

ALLERGIES: SEE OLD CHARTS NKDA

VA SC OD 20/100-176 CPH OD NEAR SC OD J2
OS 20/60-1 OS J+1 14"

VA CC OD 20/20-3 CPH OD NEAR CC OD J+1
OS 20/25-3 +1 OS J+1 14"

PG 89 OD -2.50 + .50 x 45 ADD +
OS -2.00 ADD +

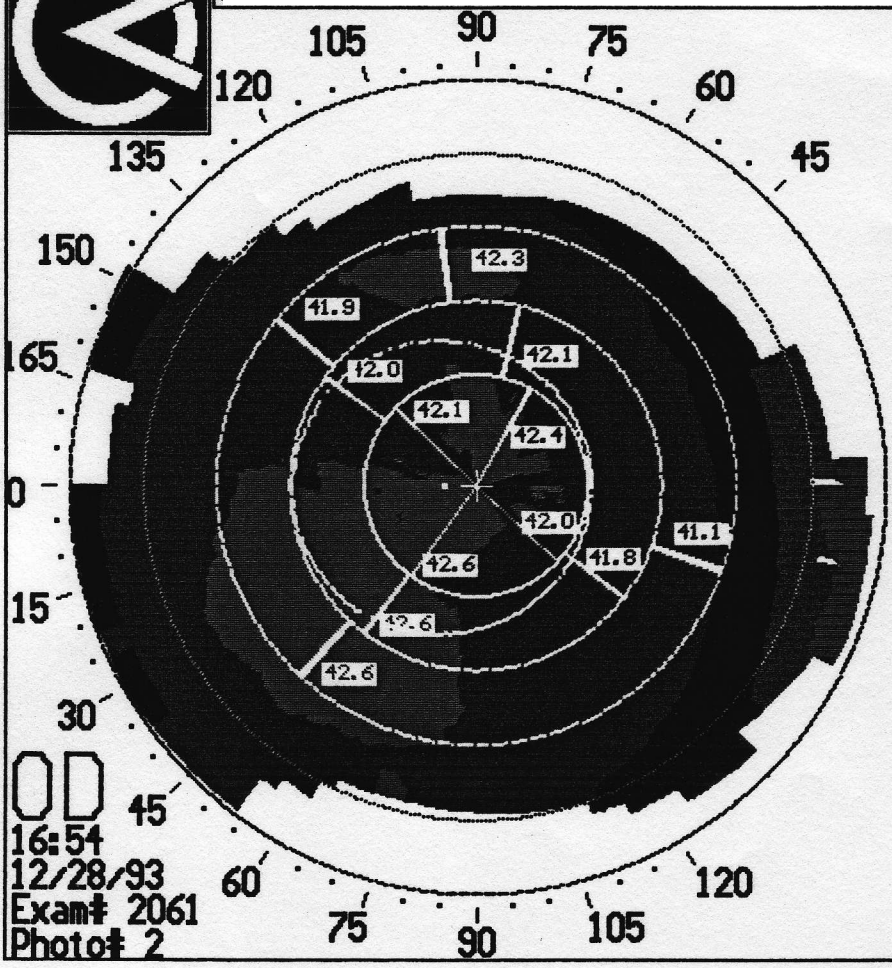

MR OD -2.75 + .50 x 45 = 20/20 ADD + =
OS -2.75 sphere = 20/15 ADD + =

CR OS Dom OD =
OS =

K'S OD 42.25 x 162 OS 42.25 x 162
41.75 x 72 41.75 x 72

A-Scan OD Pach OS OS

EOM: or the
Pupils: ERRA



CORNEAL STATISTICS
 SRI: 0.38 SAI: 0.26
 PVA: 20/20 - 20/25
 Sim K: 42.3 x 30 / 41.9 x 120
 Min K: 41.9 x 115

101.5
 96.5
 91.5
 86.5
 81.5
 76.5
 71.5
 66.5
 61.5
 56.5
 50.5
 49.0
 47.5
 46.0
 44.5
 43.0
 41.5
 40.0
 38.5
 37.0
 35.5
 29.0
 24.0
 19.0
 14.0
 9.0
 Diopters

ZONAL ASTIGMATIC STATS

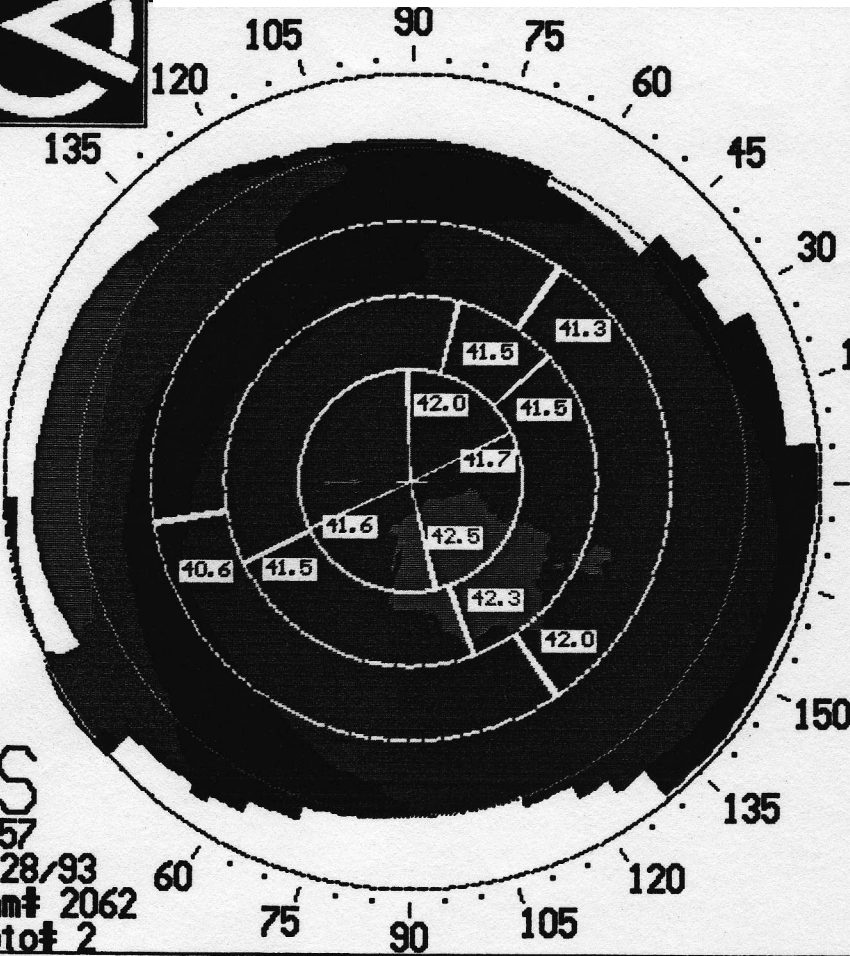
MM	POWER	(RC)	AXIS
3:	42.06	8.02	135
	42.59	7.92	233
	41.96	8.04	316
	42.40	7.96	60
5:	41.99	8.04	143
	42.61	7.92	232
	41.82	8.07	322
	42.13	8.01	76
7:	41.90	8.06	139
	42.59	7.93	226
	41.14	8.20	340
	42.32	7.98	97

ESC- Exit

SMOOTH = 1

ABSOLUTE Ver: 1.51

OD 45
 16:54
 12/28/93
 Exam# 2061
 Photo# 2



CORNEAL STATISTICS
 SRI: 0.36 SAI: 0.36
 PVA: 20/20 - 20/25
 Sim K: 42.2 x 91 / 42.0 x 1
 Min K: 41.7 x 31

101.5
 96.5
 91.5
 86.5
 81.5
 76.5
 71.5
 66.5
 61.5
 56.5
 50.5
 49.5
 47.5
 46.0
 44.5
 43.0
 41.5
 40.0
 38.5
 37.0
 35.5
 29.0
 24.0
 19.0
 14.0
 9.0
 Diopters

ZONAL ASTIGMATIC STATS

MM	POWER	(RC)	AXIS
3:	41.64	8.11	204
	42.53	7.93	283
	41.72	8.09	27
	41.96	8.04	91
5:	41.52	8.13	205
	42.31	7.98	290
	41.50	8.13	42
	41.50	8.13	75
7:	40.61	8.31	188
	42.01	8.03	304
	41.27	8.18	55
	41.32	8.17	55

ESC- Exit

SMOOTH = 1

ABSOLUTE Ver: 1.51

OS
 16:57
 12/28/93
 Exam# 2062
 Photo# 2